

Title: **A and S DEFAULT Course Evaluation Instructor/TA Form**

Dates: **12/01/2014 - 12/10/2014**

Course: **POLSW4910\_001\_2014\_3/QUANTITATIVE POLITICL RESEA**

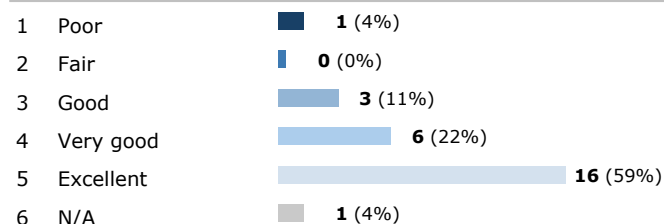
Responses: **27/57 - 47.37%**

Number of Participants: **57**

Enrollment of All Students: **59**

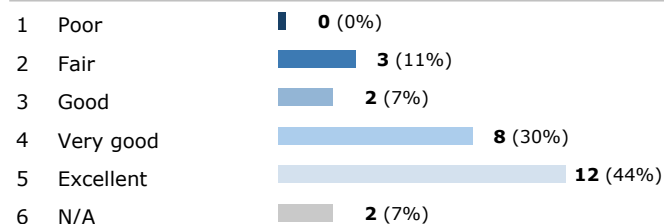
Graph Course Questions

**1 The clarity of assignments N=27**



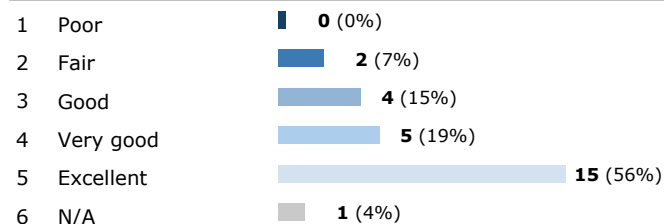
Median **5** Interpolated Median **4.69** Mean **4.38** Std Dev **0.98**

**2 Instructor's feedback N=27**



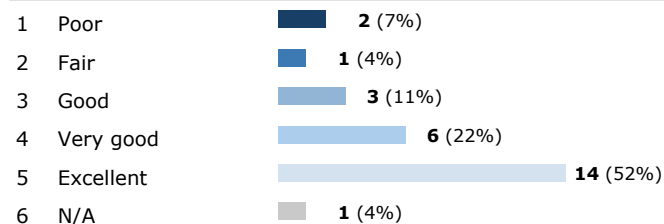
Median **4** Interpolated Median **4.44** Mean **4.16** Std Dev **1.03**

**3 Appropriateness of grading N=27**



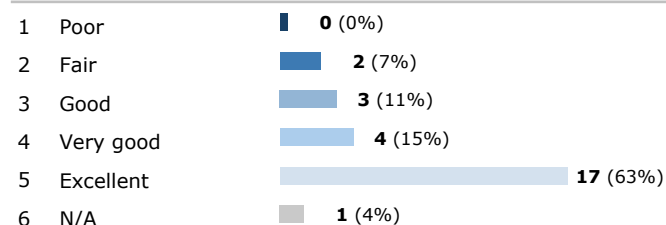
Median **5** Interpolated Median **4.63** Mean **4.27** Std Dev **1.00**

**4 Overall value of readings N=27**



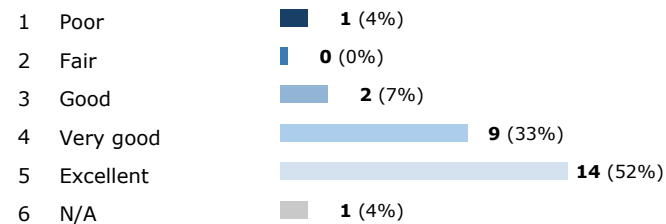
Median **5** Interpolated Median **4.57** Mean **4.12** Std Dev **1.24**

**5 Overall value of assignments N=27**



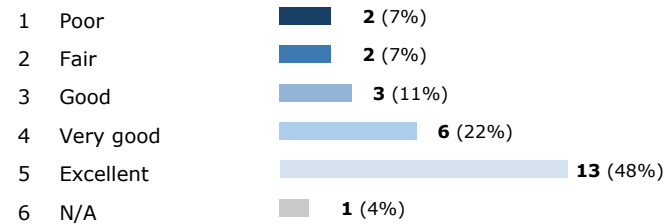
Median **5** Interpolated Median **4.74** Mean **4.38** Std Dev **0.98**

**6 Contribution to your knowledge of the subject matter N=27**



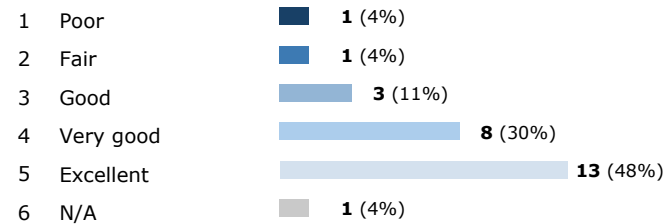
Median **5** Interpolated Median **4.57** Mean **4.35** Std Dev **0.94**

**7 Contribution to your interest in the discipline or subject matter N=27**



Median **4.5** Interpolated Median **4.50** Mean **4.00** Std Dev **1.30**

**8 Contribution to your capacity for critical evaluation of the subject matter N=27**



Median **4.5** Interpolated Median **4.50** Mean **4.19** Std Dev **1.06**

Title: **A and S DEFAULT Course Evaluation Instructor/TA Form**

Dates: **12/01/2014 - 12/10/2014**

Course: **POLSW4910\_001\_2014\_3/QUANTITATIVE POLITICL RESEA**

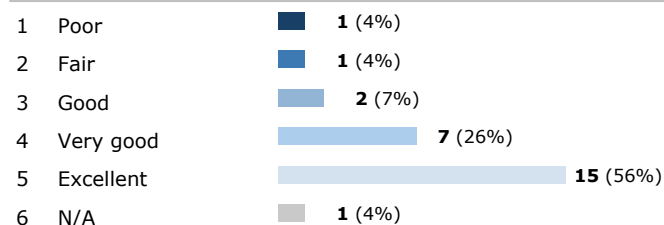
Responses: **27/57 - 47.37%**

Number of Participants: **57**

Enrollment of All Students: **59**

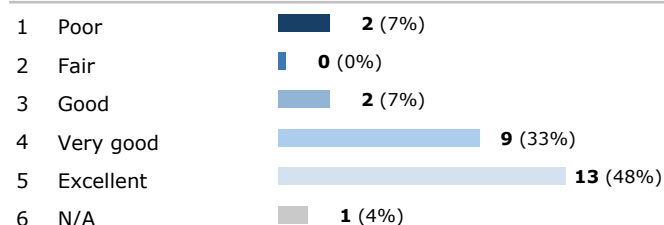
Graph Course Questions

**9 Contribution to the development of your analytical and reasoning skills in general** **N=27**



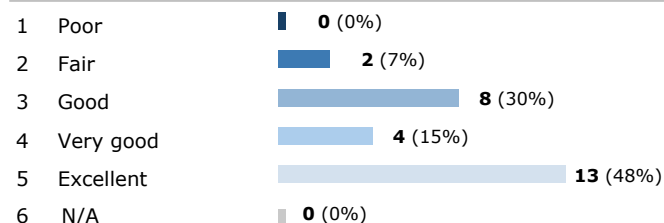
Median **5** Interpolated Median **4.63** Mean **4.31** Std Dev **1.05**

**10 Overall quality of the course** **N=27**



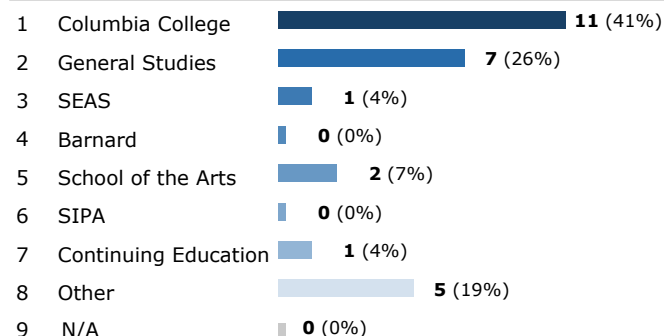
Median **4.5** Interpolated Median **4.50** Mean **4.19** Std Dev **1.13**

**11 Condition and function of the physical classroom** **N=27**



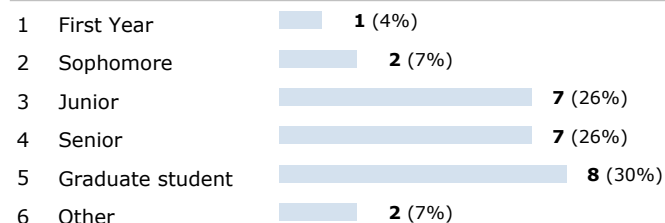
Median **4** Interpolated Median **4.38** Mean **4.04** Std Dev **1.06**

**12 Please select your school affiliation** **N=27**



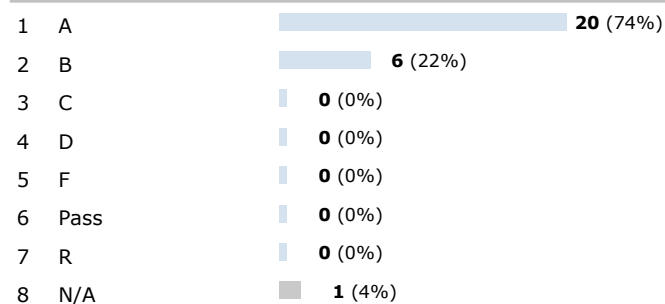
Median **2** Interpolated Median **1.86** Mean **3.15** Std Dev **2.77**

**13 Please select year** **N=27**



Median **4** Interpolated Median **4.00** Mean **3.93** Std Dev **1.24**

**14 Please select your expected grade** **N=27**



Median **1** Interpolated Median **1.15** Mean **1.23** Std Dev **0.43**

Title: **A and S DEFAULT Course Evaluation Instructor/TA Form**Dates: **12/01/2014 - 12/10/2014**Course: **POLSW4910\_001\_2014\_3 / QUANTITATIVE POLITICL RESEARC**Responses: **27/57 - 47.37%**Enrollment of Registered Students:**57**Enrollment of All Students:**59**Comments Course Questions

---

**Q1 Comments on readings, materials, assignments and examinations**

- Some might consider that this is easy because it didn't ask some calculation concept and STATA, but indeed, the solid foundation is where you can find but must put the best efforts on the assignments because it wasn't easy to make the excellent professor/ analyst satisfy your work. I learned a lot from him.
- It can be very difficult sometimes to figure out what actually needs to be included in the papers, and I can see the reasoning of keeping the page limit to 5 pages, but it's nearly impossible to fit it all in 5 pages for the later papers I feel.
- The assignments were extremely clear, which was much appreciated!

**Q2 Please comment on ways to improve the course**

- I think having more optional computer labs could benefit.
- It might be good to require the student to use R program, but before R, understanding the STATA is very important. After skillful STATA users, you can easily turn yourself the skillful R users.

**Q3 What were the best aspects of the course?**

- The methodology is really clear.
- I definitely go with Prof. Shapiro's teaching and keen explanation/ analyst.
- Shapiro is a fantastic instructor. His comments are helpful.

**Q4 General comments**

- I absolutely hate statistics and avoid it like the plague when I can, but if I had to take another stats course I would take it with Prof. Shapiro.
- Thank you very very much for your teaching! I didn't know anything about the political science data analysis. I was able to frame myself in the concept of political science.

**Q5 Location of classroom evaluated**

- Hamilton 702

---

Title: **A and S DEFAULT Course Evaluation Instructor/TA Form**

Dates: **12/01/2014 - 12/10/2014**

Course: **POLSW4910\_001\_2014\_3 / QUANTITATIVE POLITICL RESEARC**

Responses: **27/57 - 47.37%**

Enrollment of Registered Students:**57**

Enrollment of All Students:**59**

---

Comments Course Questions

---

- hamilton 702
  - Hamilton 703
  - The room size are good and big windows, but hard to climb up to the 7th floors. I liked it.
  - 703 Hamilton
  - Hamilton 708
  - Hamilton 702
- 

**Q6 Please indicate your major or majors (if applicable)**

- Political Science
  - American Studies, English, Political Science
  - Political Science
  - Psych
  - Political Science
  - SIPA alumni, 2012
  - Political Science
  - Political Science
  - Political Science and Business Management Concentration
  - Political Science / East Asian Studies
- 
-

Title: **A and S DEFAULT Course Evaluation Instructor/TA Form**  
 Course: **POLSW4910\_001\_2014\_3 / QUANTITATIVE POLITICL RESEARC**

Dates: **12/01/2014 - 12/10/2014**

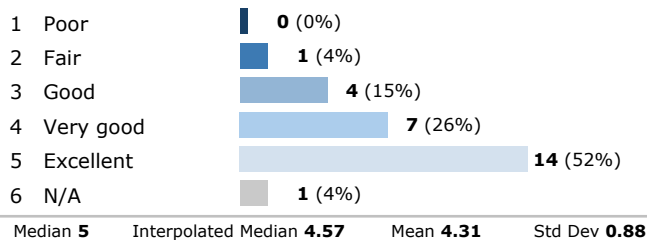
Responses: **27/57 - 47.37%**

Number of Participants: **57**

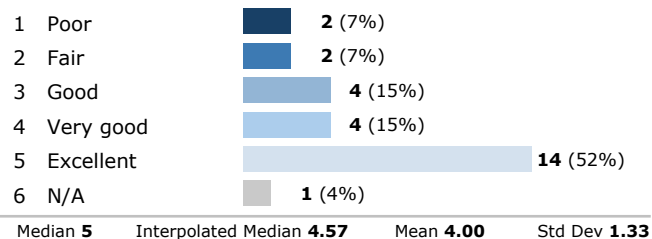
Enrollment of All Students: **59**

Instructor Graph Report for: **Robert Yale Shapiro**

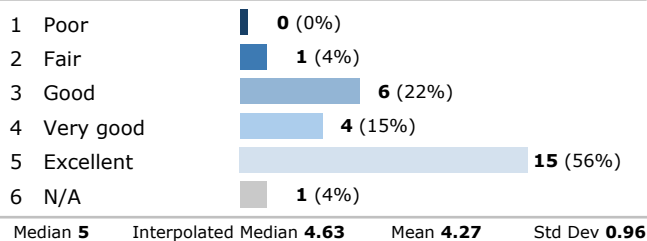
**1 Clear presentation of subject matter N=27**



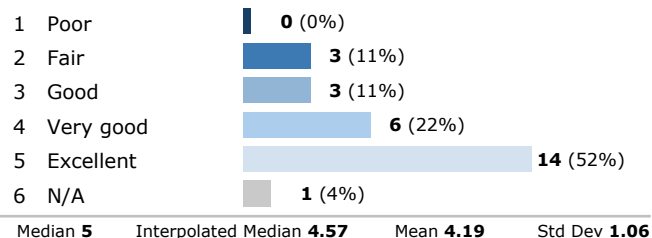
**5 Instructor's ability to stimulate intellectual curiosity N=27**



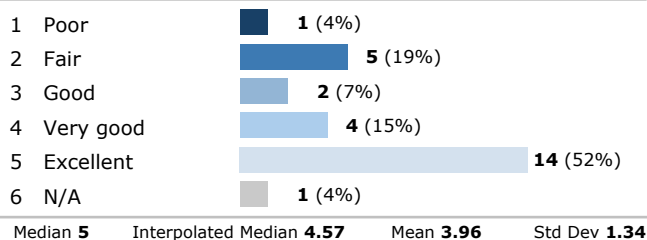
**2 Instructor's ability to help clarify course material N=27**



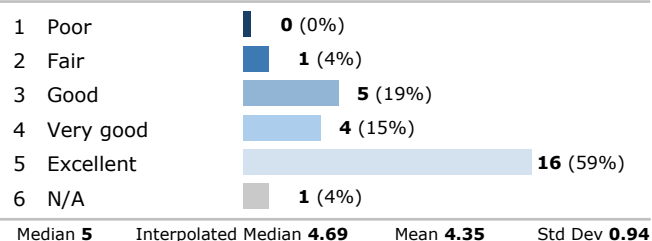
**6 Instructor's ability to raise challenging questions N=27**



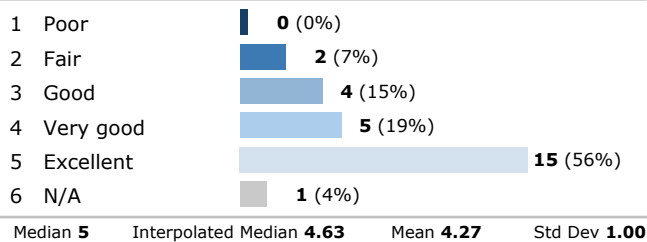
**3 Instructor's ability to encourage student participation effectively N=27**



**7 Overall effectiveness of the instructor N=27**



**4 Instructor's responsiveness to student questions, opinions and criticisms N=27**



---

Title: **A and S DEFAULT Course Evaluation Instructor/TA Form**

Dates: **12/01/2014 - 12/10/2014**

Course: **POLSW4910\_001\_2014\_3 / QUANTITATIVE POLITICL RESEARC**

Responses: **27/57 - 47.37%**

Enrollment of Registered Students:**57**

Enrollment of All Students:**59**

---

Instructor Comments Report for: **Robert Yale Shapiro**

---

**Q1 Comments on Instructor effectiveness**

- Professor Shapiro is an awesome guy and great stats professor. I found that he sometimes threw way too many concepts at the class at once, but maybe that was just me.
  - Nearly all of the material needed to complete the course were in the handouts, and I felt like 90% of class was just reading from the handouts, so class itself felt really unnecessary and boring
  - Prof. Shapiro was great and excellent teacher and explainers to make the students understand better to work on the statistical interpretation and analysis with the good examples, etc. I really appreciated he teaches us enthusiastically and support the students to work on their homework in the belief.
  - He is very patient and great at going step-by-step through the methodology.
- 
-

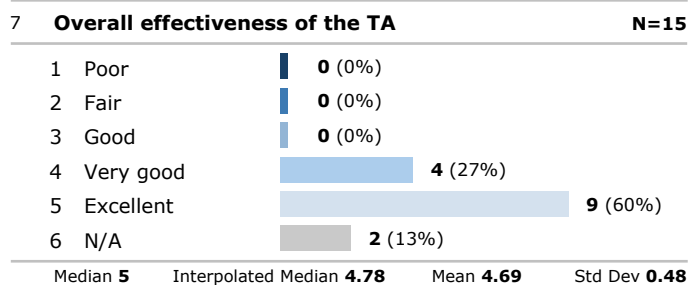
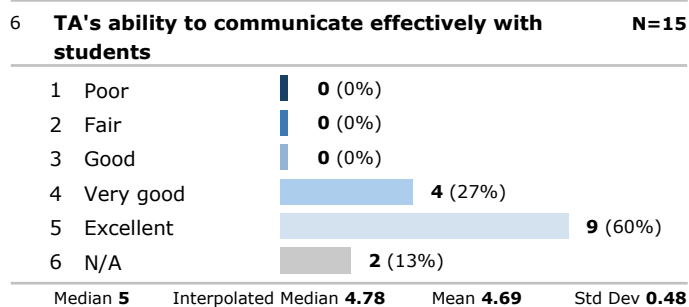
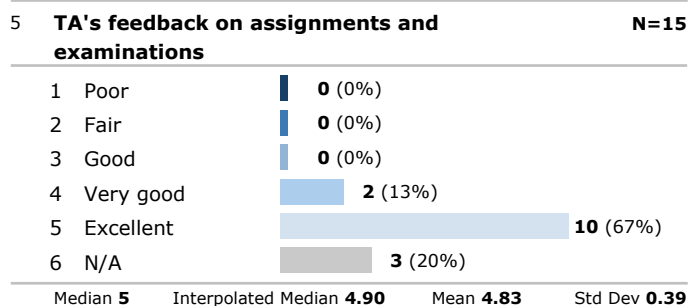
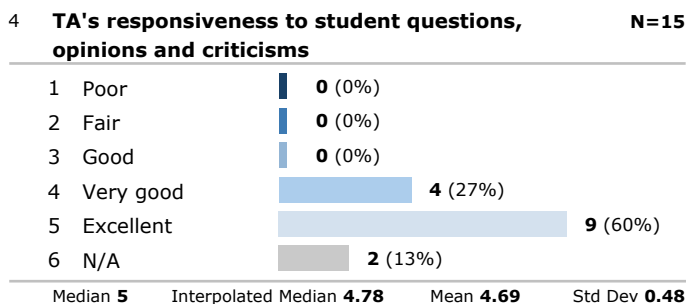
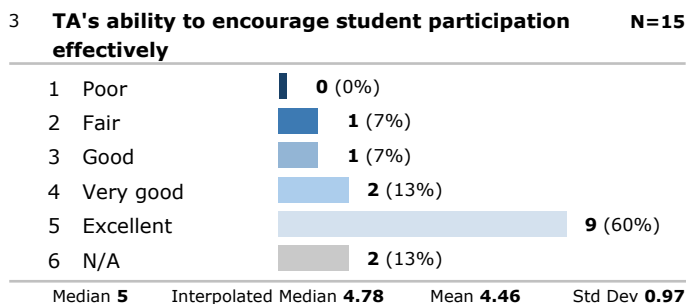
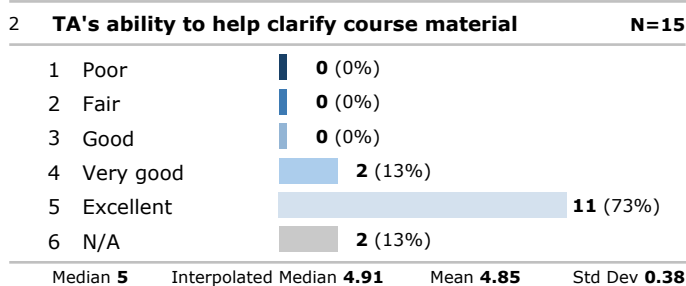
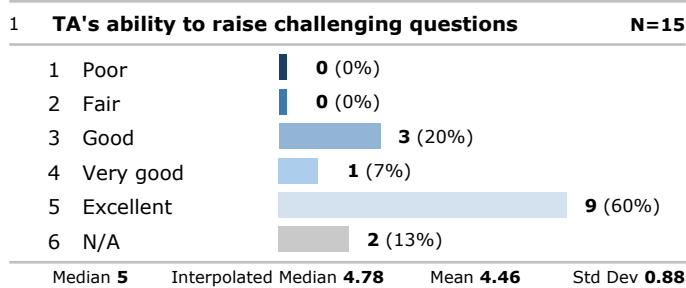
Title: **A and S DEFAULT Course Evaluation Instructor/TA Form**  
 Course: **POLSW4910\_001\_2014\_3 / QUANTITATIVE POLITICL RESEARC**

Dates: **12/01/2014 - 12/10/2014**  
 Responses: **27/57 - 47.37%**

Number of Participants: **57**

Enrollment of All Students: **59**

TA Graph Report for: **Lindsay Renee Dolan**



---

Title: **A and S DEFAULT Course Evaluation Instructor/TA Form**

Dates: **12/01/2014 - 12/10/2014**

Course: **POLSW4910\_001\_2014\_3 / QUANTITATIVE POLITICL RESEARC**

Responses: **27/57 - 47.37%**

Enrollment of Registered Students:**57**

Enrollment of All Students:**59**

---

TA Comments Report for: **Lindsay Renee Dolan**

---

**Q1 Comments on TA effectiveness**

- Lindsay is awesome!
  
  - She is an amazing help in clarifying, as sometimes the paper handout can get confusing.
  
  - I never interacted with the TAs
- 
-

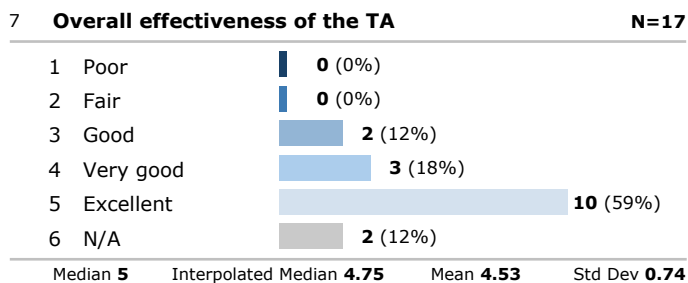
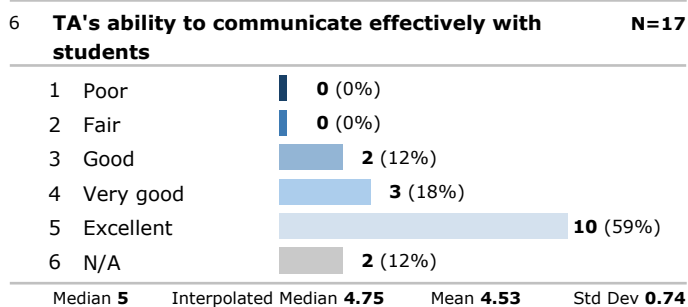
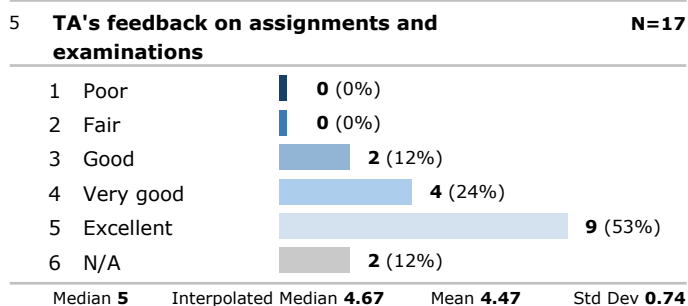
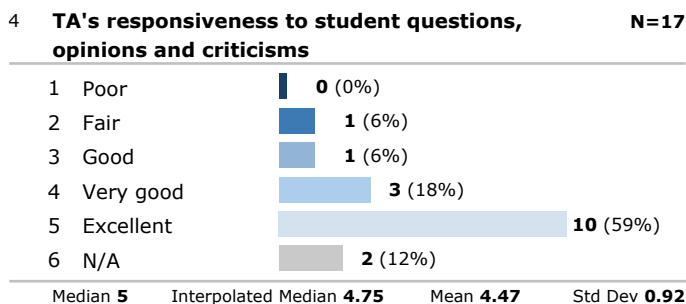
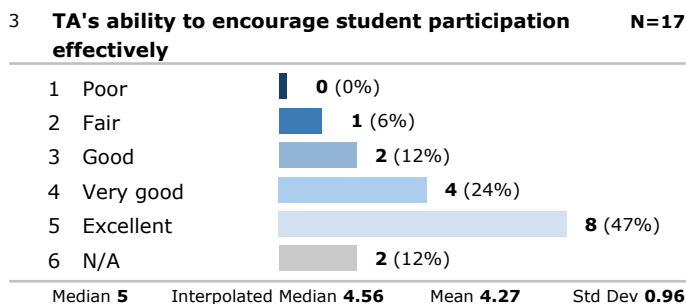
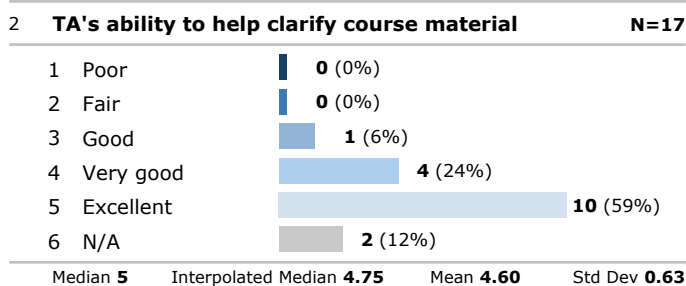
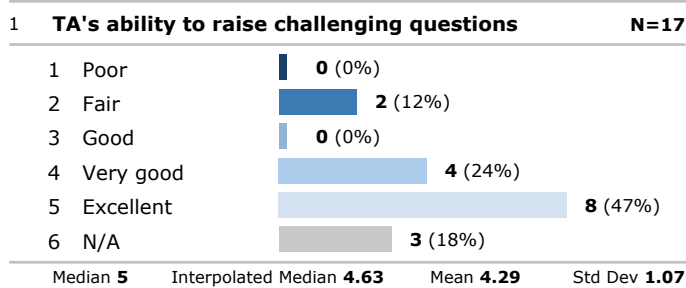


Title: **A and S DEFAULT Course Evaluation Instructor/TA Form**  
 Course: **POLSW4910\_001\_2014\_3 / QUANTITATIVE POLITICL RESEARC**

Dates: **12/01/2014 - 12/10/2014**  
 Responses: **27/57 - 47.37%**

Number of Participants: **57**  
 Enrollment of All Students: **59**

TA Graph Report for: **Tamar Mitts**



---

Title: **A and S DEFAULT Course Evaluation Instructor/TA Form**

Dates: **12/01/2014 - 12/10/2014**

Course: **POLSW4910\_001\_2014\_3 / QUANTITATIVE POLITICL RESEARC**

Responses: **27/57 - 47.37%**

Enrollment of Registered Students:**57**

Enrollment of All Students:**59**

---

TA Comments Report for: **Tamar Mitts**

---

**Q1 Comments on TA effectiveness**

- Tamar is amazing, superbly gifted at explaining things in simple language and always very helpful and kind. Very approachable and friendly too. I really appreciate her help and skill at teaching.
  - I like TA and she was a good supporter for all students.
  - Incredibly smart and sweet. I'm a Tamar fan.
- 
-